

OILSPONGE
ABSORBENT



AB

PRODUCT DATA SHEET


The Fastest Way To Absorb A Spill

Oil Sponge AB absorbs most types of petroleum spills quickly, efficiently and with less associated solid waste disposal costs than other absorbents. It is constructed of a renewable, 100% certified organic cellulose material with a high capacity for absorption. Oil Sponge AB will absorb liquefied chemicals, is non-leaching up to saturation and passes EPA Paint Filter/TCLP testing.

Features:

- ▶ Manufactured from recycled cellulose fiber, a renewable resource
- ▶ Cellulose fiber construction absorbs up to 8 times more than clay type products reducing disposal costs
- ▶ Certified 100% Bio-Organic material makes it safe for the environment
- ▶ Safe around plants and livestock
- ▶ Will not leach into the environment up to saturation
- ▶ Reduces volatility of flammable spills
- ▶ Ideal for MRO response teams

NOT FOR USE ON ACIDS



SIZE

1.0 Cu. ft. Bag
(approx. 30lbs.)

PART

88000

PACK


60 Pallet

BENEFITS:

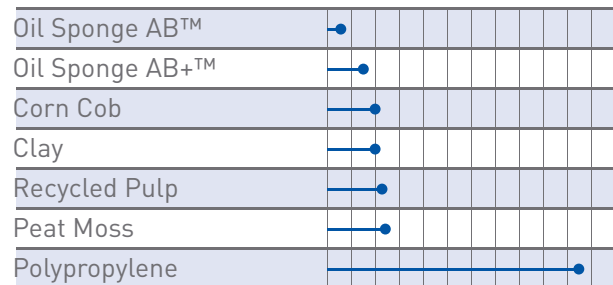
- ▶ **Fast:** Absorbs oil on contact and reduces the turn-time from spill to work by 85% .
- ▶ **Efficient:** At 8 times the absorbency of clay, you will handle and store fewer bags, freeing up valuable shop space.
- ▶ **Cost Effective:** Our customers have reduced product and disposal costs by 70%-90% by switching from clay to Oil Sponge.
- ▶ **Safe:** Reduce the potential for slip-fall accidents by leaving surfaces completely dry.
- ▶ **Non-abrasive:** This soft material won't damage painted floors or seals on underground hydraulic lifts.
- ▶ **Non-leaching:** Spills are locked up and won't find their way back to the environment.

ABSORBENT COMPARISON:

Amount of product to absorb 1 gallon 10/30 wt. motor oil



Cost of product to absorb 1 gallon 10/30 wt. motor oil



Product Properties	Oil Sponge AB	Clay	Corn Cob	Recycle Pulp	Poly Propylene	Peat Moss
Bio-Degradable	●		●	●	●	●
Non-Abrasive	●			●	●	●
Non-Leaching	●			●		●
Vapor Suppression	●					●
Non-Carcinogenic	●		●	●	●	●
Repels Water	●					●
Renewable Resource	●		●	●	●	

Directions for absorbing spills: 1) Apply Oil Sponge as close to spill as possible and cover spill completely. 2) Work-in Oil Sponge with stiff bristled brush or the backside of a non-sparking flat blade shovel until completely absorbed. 3) Recover and dispose of according to all state local and federal regulations. 4) Product may be reused up to saturation. **For directions on using Oil Sponge AB+ for bio-remediation, please visit our website at www.oilsponge.com or contact your Oil Sponge representative.**

MANUFACTURED BY:

PHASE III



Chandler, AZ 85225
 480.503.2847 p
 480.503.1077 f
www.phaseiii.com
www.oilsponge.com

DISTRIBUTED BY: